

2023-2024 MountainCare Survey Results

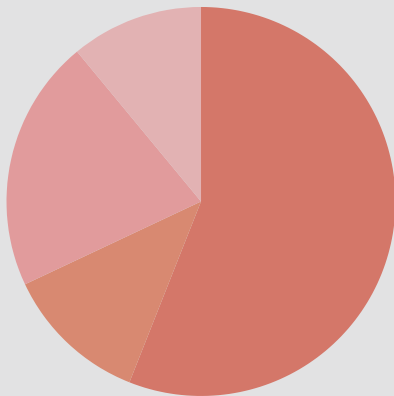
CLIENT PROFILES:

Typical Participant:

Average age of 78
 Living with one caregiver
 Enrolled for 2.5 years
 Travels to Adult Day from
 one of 8 counties in 2 states

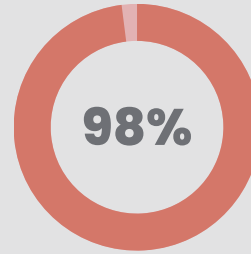
Adult Day Caregivers:

- Retired Spouse
- Working Spouse
- Working Child
- Working - Other Relative

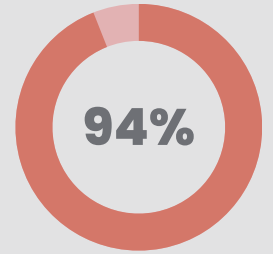


100%

of participants & caregivers were satisfied with MountainCare's staff



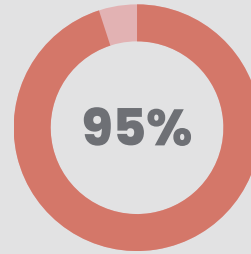
of participants said that the staff are friendly



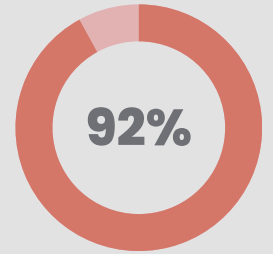
of participants said that the staff really care about them

100%

of participants & caregivers would recommend Adult Day to a friend



of caregivers were **extremely** satisfied with the quality of care



of caregivers were **extremely** satisfied with the overall program

97%

of caregivers feel LESS STRESS and a sense of relief after enrolling their loved one in our program

"MountainCare has been a life saver for me. The staff are all top notch and ready and willing to help me and my spouse in any way needed."

- Caregiver



Results were collected from two distinct surveys, comprising 85 caregiver respondents for the first survey and 50 Adult Day participant respondents for the second survey.

PROGRAM BENEFITS



Autonomy and Choice:

9 out of 10 participants say they choose activities and control how they spend their time at Adult Day



Caregiver Health:

3 out of 4 caregivers are better able to manage their own health

Quality of Life:

9 out of 10 of participants say attending our program made their life better



Improved Caregiving Experience:

72% of caregivers say that enrolling made caring for their loved one at home easier

